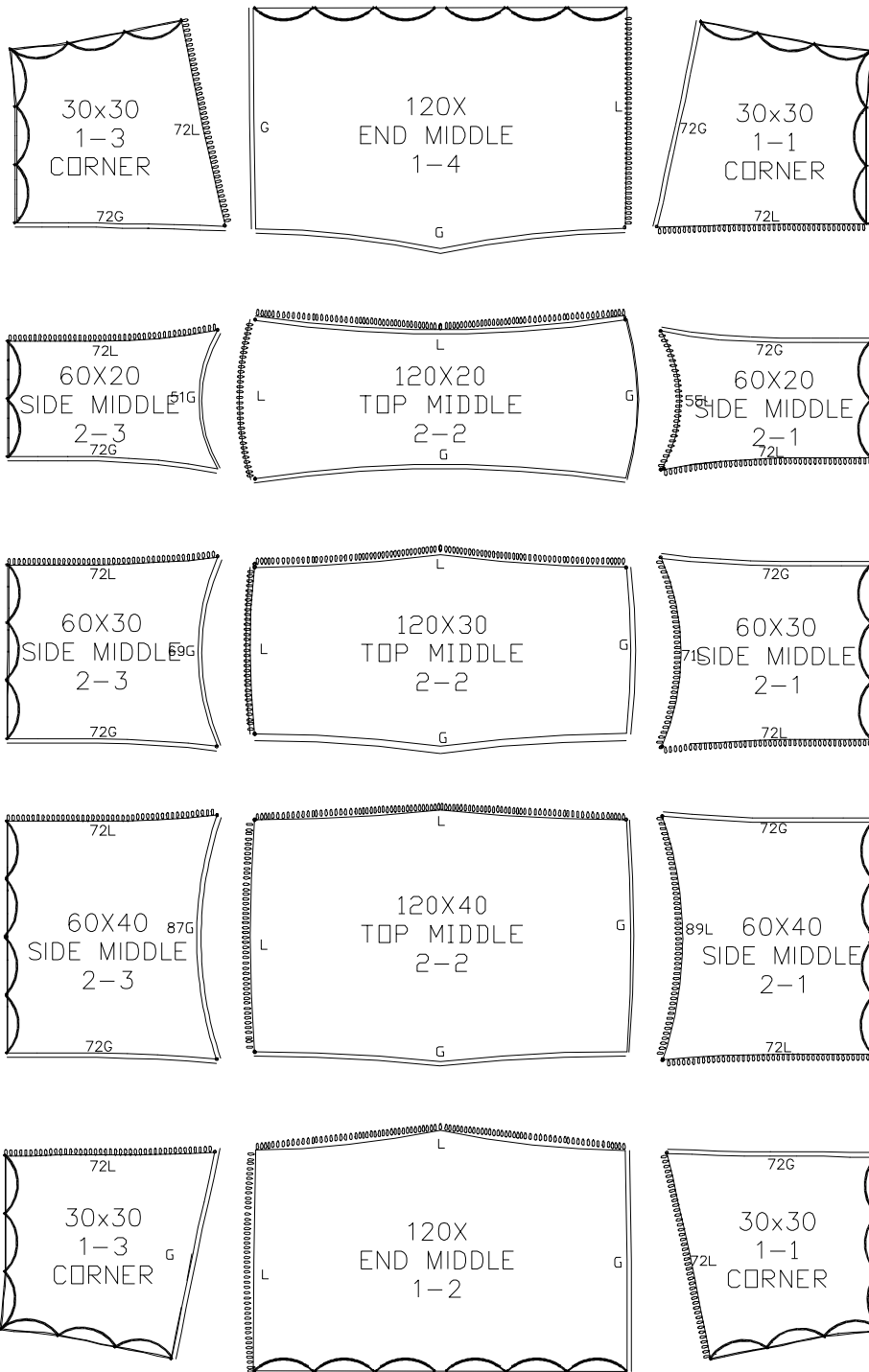


# Legend Series 120x Layout

L = LACELINE  
G = GROMMET



OUTSIDE

ALL DATA AND INFORMATION CONTAINED IN OR DISCLOSED BY THIS DOCUMENT IS CONFIDENTIAL AND PROPRIETARY INFORMATION OF AZTEC TENT AND EVENT INC. AND ALL RIGHTS THEREIN ARE EXPRESSLY RESERVED. BY ACCEPTING THIS MATERIAL THE RECIPIENT AGREES THAT THIS MATERIAL AND INFORMATION CONTAINED THEREIN IS HELD IN CONFIDENCE AND IN TRUST AND WILL NOT BE COPIED, REPRODUCED WHOLE OR IN PART, NOR ITS CONTENTS REVEALED IN ANY MANNER TO OTHERS, EXCEPT TO MEET THE SPECIFIC PURPOSE FOR WHICH IT WAS DELIVERED.



540 HAWAII AVE. TORRANCE, CA. 90503  
(800) 258-7368 - (310) 328-5060 - FAX (310) 328-5356

STANDARD  
PATTERN LOCATIONS

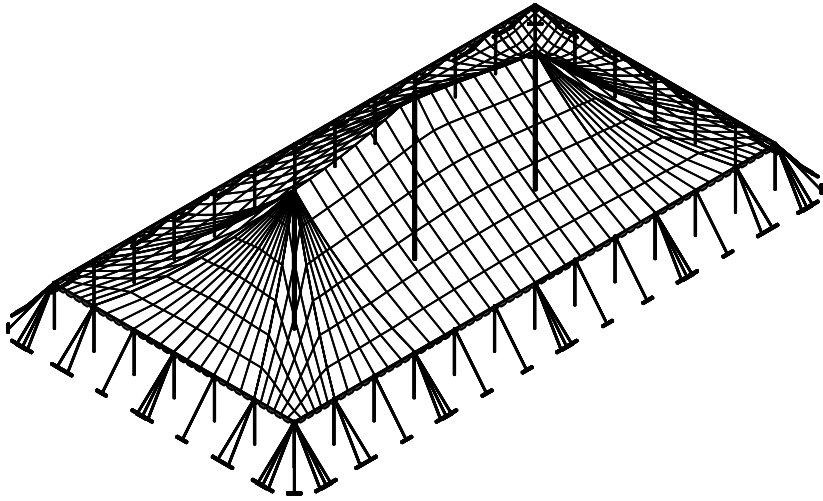
60-80-100 LEGEND POLE / STANDARD

ENGINEER CM DRAWN TTR  
CHECKED - DATE 11-04-05

PART DESCRIPTION	CODE	SIZE	DRAWING NUMBER	REV
----	AZ-60-80-100-	PATTERNS	0	

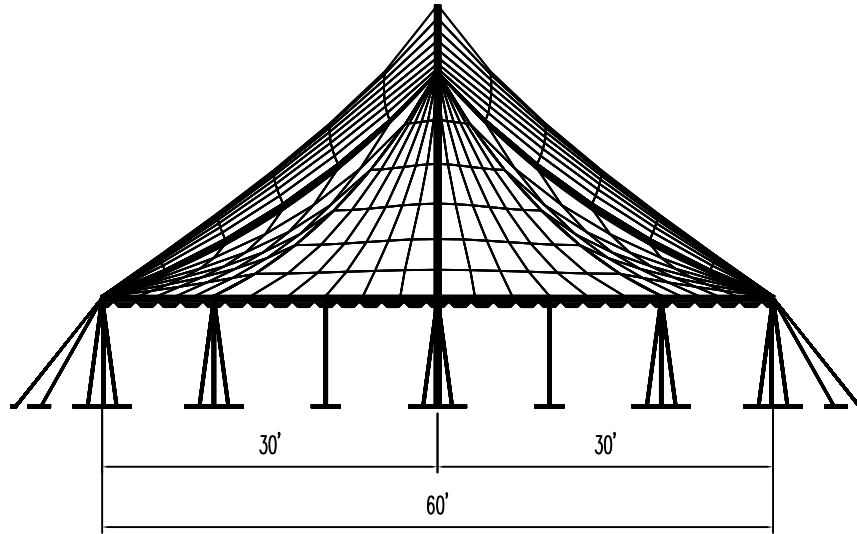
60-80-100\PATTERNS

030306 1740

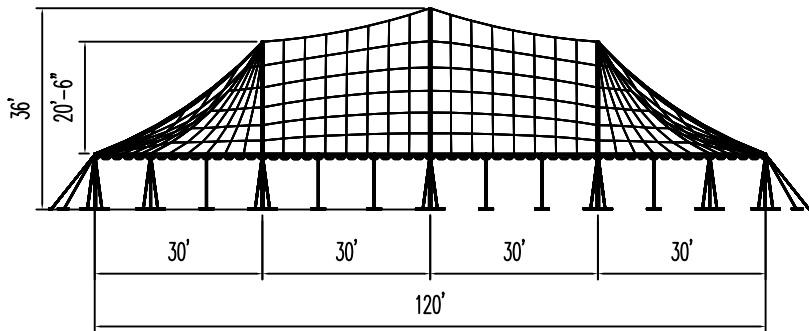


ISOMETRIC ELEVATION

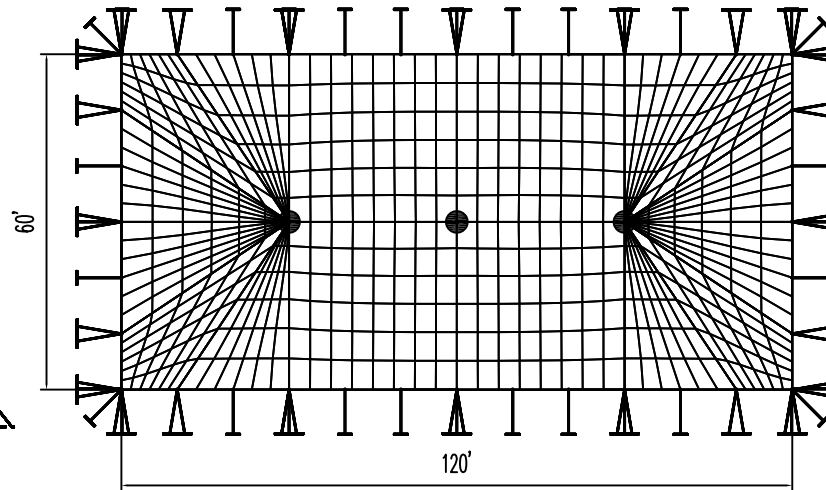
LEGEND 60-80-100-120  
120' x 60' MIDDLE COMPLETE.



SIDE ELEVATION



FRONT ELEVATION



PLAN ELEVATION

ALL DATA AND INFORMATION CONTAINED IN OR DISCLOSED BY THIS DOCUMENT IS CONFIDENTIAL AND PROPRIETARY INFORMATION OF ZTEC TENTS AND ALL RIGHTS THEREIN ARE EXPRESSLY RESERVED. BY ACCEPTING THIS MATERIAL, THE RECIPIENT AGREES THAT THIS MATERIAL AND INFORMATION CONTAINED THEREIN IS HELD IN CONFIDENCE AND IN TRUST AND WILL NOT BE COPIED, REPRODUCED, WHOLE OR IN PART, NOR ITS CONTENTS REVEALED IN ANY MANNER TO OTHERS, EXCEPT TO MEET THE SPECIFIC PURPOSE FOR WHICH IT WAS DELIVERED.

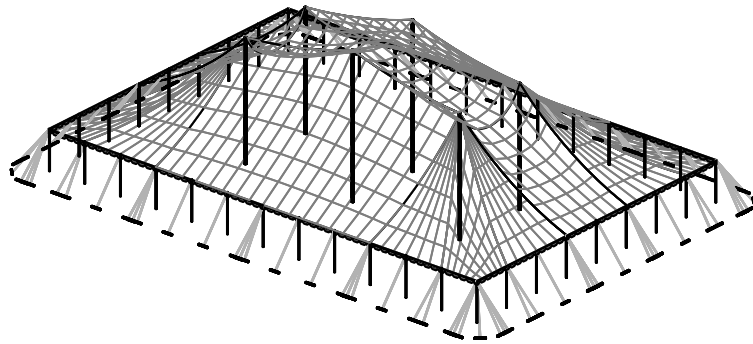
**ZTEC TENTS**  
 DESIGN & PRODUCTION  
 2665 COLUMBIA ST. TORRANCE, CA. 90503  
 (800) 228-3687 - FAX (310) 381-0722

**LEGEND SERIES FRAME**  
 LEGEND/STANDARD  
 120'W X 60'L  
 PART NUMBER: ZXXXXXXX

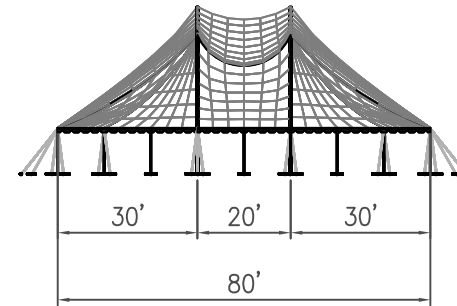
REVISION HISTORY			
REV.	DESCRIPTION	BY:	DATE:

**CONFIDENTIAL**

ENGINEER: N/A DATE: 5/31/2016  
 PAGE: 1 OF 1 DRAWN: HUGO.R

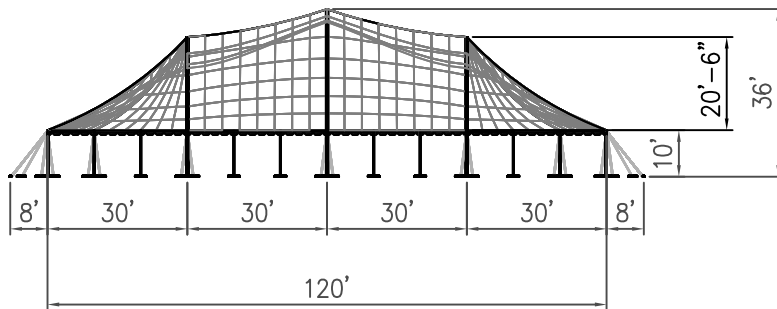


ISOMETRIC ELEVATION

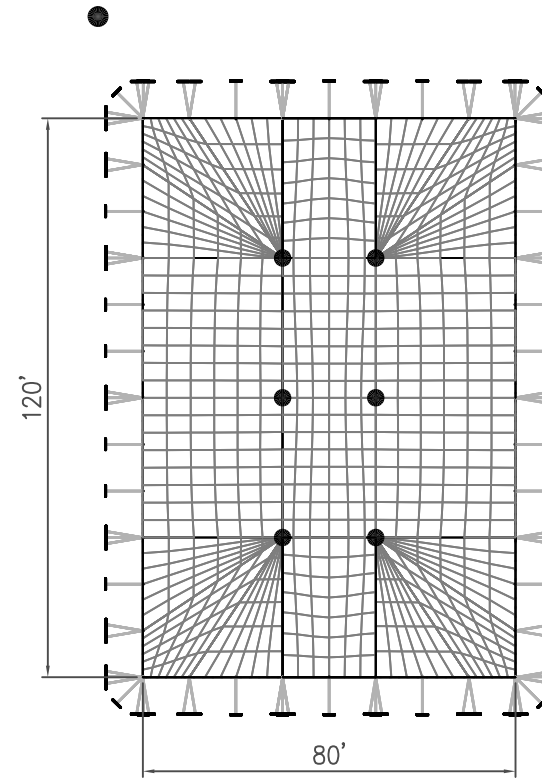


SIDE ELEVATION

LEGEND 60-80-100-120  
120' x 80'



FRONT ELEVATION



PLAN ELEVATION

ALL DATA AND INFORMATION CONTAINED IN OR DISCLOSED BY THIS DOCUMENT IS CONFIDENTIAL AND PROPRIETARY INFORMATION OF AZTEC TENTS AND ALL RIGHTS THEREIN ARE EXPRESSLY RESERVED. BY ACCEPTING THIS MATERIAL THE RECIPIENT AGREES THAT THIS MATERIAL AND INFORMATION CONTAINED THEREIN IS HELD IN CONFIDENCE AND IN TRUST AND WILL NOT BE COPIED, REPRODUCED WHOLE OR IN PART, NOR ITS CONTENTS REVEALED IN ANY MANNER TO OTHERS, EXCEPT TO MEET THE SPECIFIC PURPOSE FOR WHICH IT WAS DELIVERED.

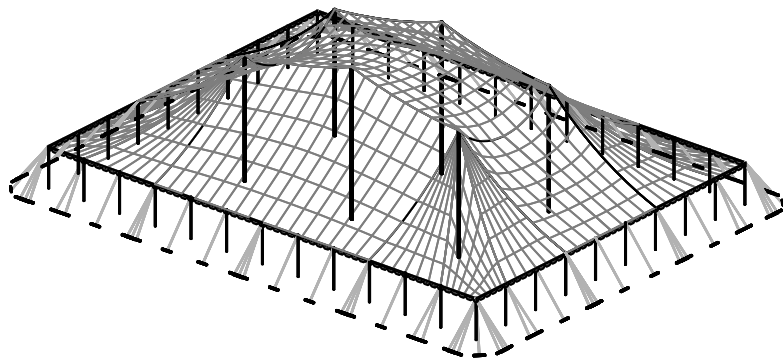
**AZTEC TENTS**  
DESIGN & PRODUCTION  
2665 COLUMBIA ST. TORRANCE, CA. 90503  
(800) 228-3687 - FAX (310) 381-0722

**LEGEND SERIES FRAME**  
LEGEND/STANDARD  
120'W X 80'L x 20' MIDDLE  
PART NUMBER: ZXXXXXXX

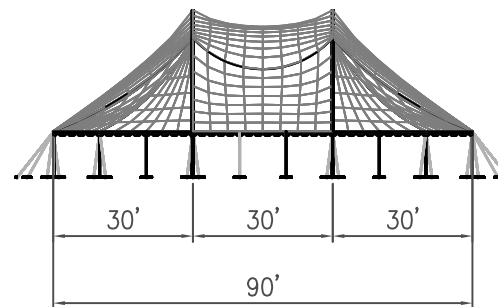
REVISION HISTORY			
REV.	DESCRIPTION	BY:	DATE:

**CONFIDENTIAL**

ENGINEER:	N/A	DATE:	5/31/2016
PAGE:	1 OF 1	DRAWN:	HUGO.R

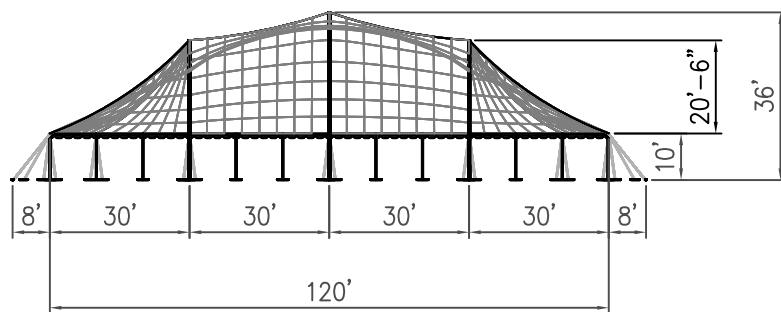


ISOMETRIC ELEVATION



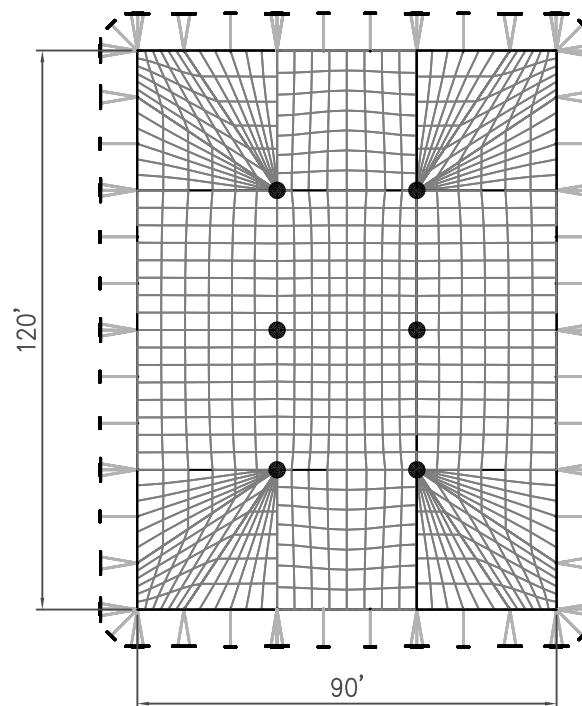
SIDE ELEVATION

LEGEND 60-80-100-120  
120' x 90'



FRONT ELEVATION

● = CENTER POLES NOT TO SCALE



PLAN ELEVATION

ALL DATA AND INFORMATION CONTAINED IN OR DISCLOSED BY THIS DOCUMENT IS CONFIDENTIAL AND PROPRIETARY INFORMATION OF AZTEC TENTS AND ALL RIGHTS THEREIN ARE EXPRESSLY RESERVED. BY ACCEPTING THIS MATERIAL THE RECIPIENT AGREES THAT THIS MATERIAL AND INFORMATION CONTAINED THEREIN IS HELD IN CONFIDENCE AND IN TRUST AND WILL NOT BE COPIED, REPRODUCED WHOLE OR IN PART, NOR ITS CONTENTS REVEALED IN ANY MANNER TO OTHERS, EXCEPT TO MEET THE SPECIFIC PURPOSE FOR WHICH IT WAS DELIVERED.

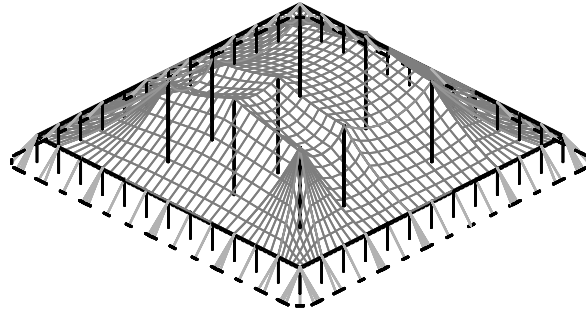
**AZTEC TENTS**  
DESIGN & PRODUCTION  
2665 COLUMBIA ST. TORRANCE, CA. 90503  
(800) 228-3687 - FAX (310) 381-0722

**LEGEND SERIES FRAME**  
LEGEND/STANDARD  
120'W X 90'L X 30' MIDDLE  
PART NUMBER: ZXXXXXXX

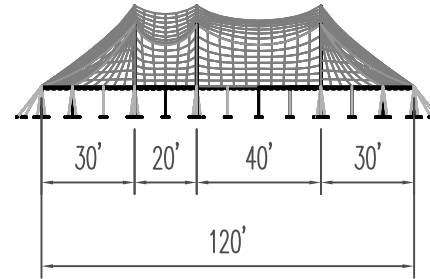
REVISION HISTORY			
REV.	DESCRIPTION	BY:	DATE:

**CONFIDENTIAL**

ENGINEER:	N/A	DATE:	5/31/2016
PAGE:	1 OF 1	DRAWN:	HUGO.R



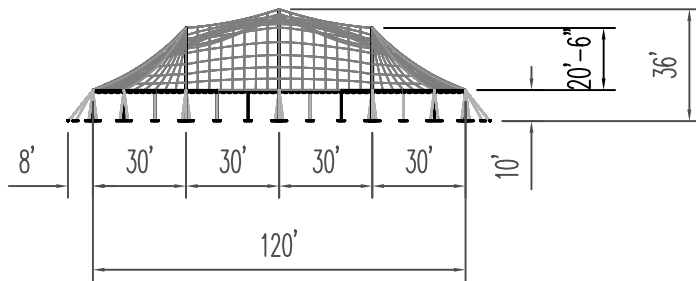
ISOMETRIC ELEVATION



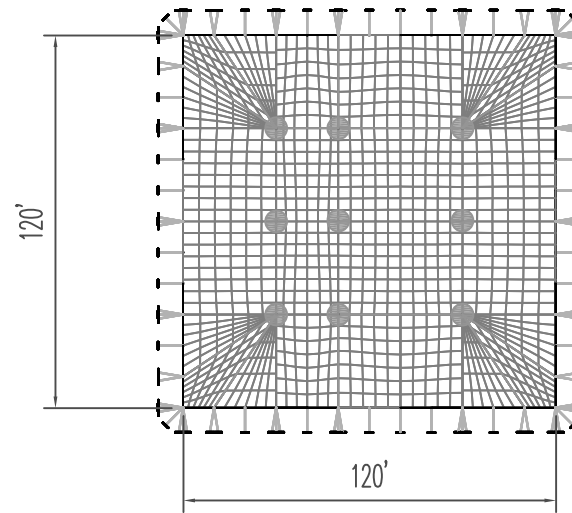
SIDE ELEVATION

LEGEND 60-80-100-120  
120' x 120' MIDDLE COMPLETE, 3PC.

● = CENTER POLES NOT TO SCALE



FRONT ELEVATION



PLAN ELEVATION

ALL DATA AND INFORMATION CONTAINED HEREIN OR DISCLOSED BY THIS DOCUMENT IS CONFIDENTIAL AND PROPRIETARY INFORMATION OF ZTEC TENTS AND ALL RIGHTS THEREIN ARE EXPRESSLY RESERVED. BY ACCEPTING THIS MATERIAL, THE RECIPIENT AGREES THAT THIS MATERIAL AND INFORMATION CONTAINED THEREIN IS FIELD IN CONFIDENCE AND IN TRUST AND WILL NOT BE COPIED, REPRODUCED, WHILE OR IN PART, NOR ITS CONTENTS REVEALED IN ANY MANNER TO OTHERS, EXCEPT TO MEET THE SPECIFIC PURPOSE FOR WHICH IT WAS DELIVERED.

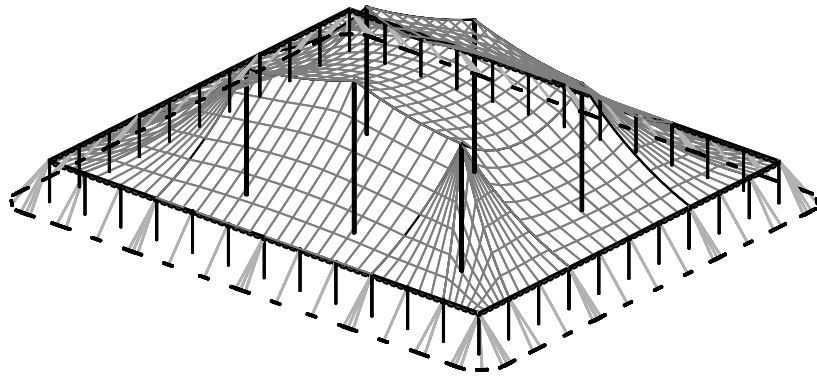
**ZTEC TENTS**  
 DESIGN & PRODUCTION  
 2665 COLUMBIA ST. TORRANCE, CA. 90503  
 (800) 228-3687 - FAX (310) 381-0722

**LEGEND SERIES FRAME**  
 LEGEND/STANDARD  
 120'W X 120'L x 20' MIDDLE  
 PART NUMBER: ZXXXXXXX

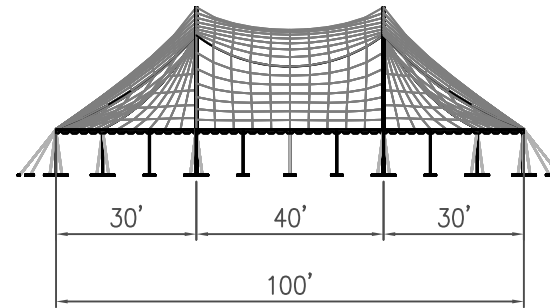
REVISION HISTORY			
REV.	DESCRIPTION	BY:	DATE:

**CONFIDENTIAL**

ENGINEER:	N/A	DATE:	5/31/2016
PAGE:	1 OF 1	DRAWN:	HUGO.R

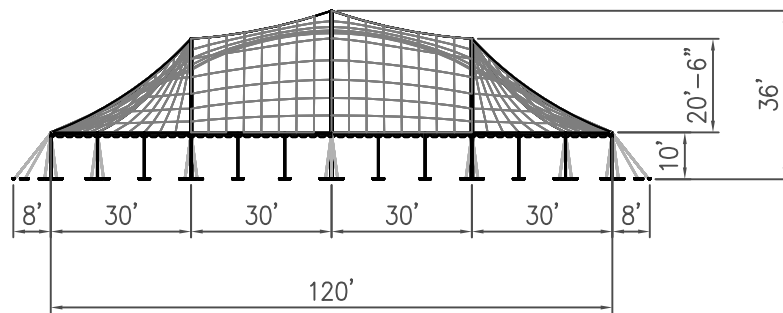


ISOMETRIC ELEVATION



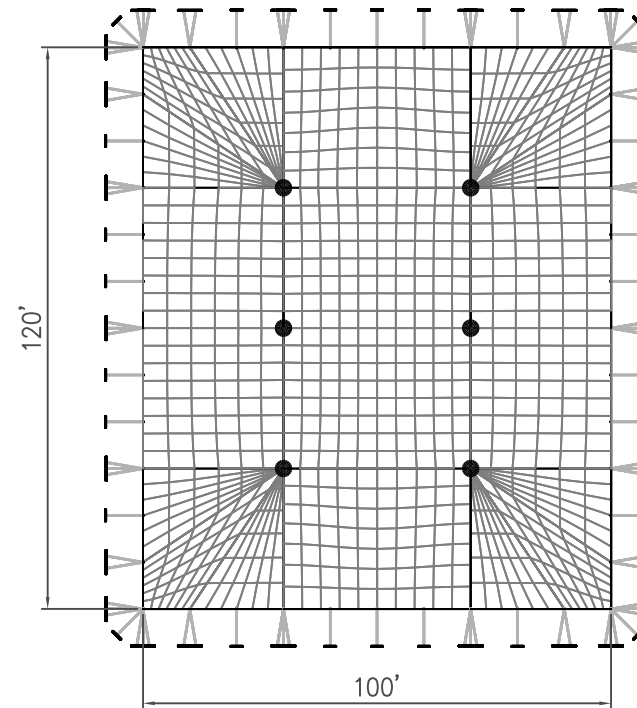
SIDE ELEVATION

LEGEND 60-80-100-120  
120' x 100'



FRONT ELEVATION

● = CENTER POLES NOT TO SCALE



PLAN ELEVATION

ALL DATA AND INFORMATION CONTAINED IN OR DISCLOSED BY THIS DOCUMENT IS CONFIDENTIAL AND PROPRIETARY INFORMATION OF AZTEC TENTS AND ALL RIGHTS THEREIN ARE EXPRESSLY RESERVED. BY ACCEPTING THIS MATERIAL THE RECIPIENT AGREES THAT THIS MATERIAL AND INFORMATION CONTAINED THEREIN IS HELD IN CONFIDENCE AND IN TRUST AND WILL NOT BE COPIED, REPRODUCED WHOLE OR IN PART, NOR ITS CONTENTS REVEALED IN ANY MANNER TO OTHERS, EXCEPT TO MEET THE SPECIFIC PURPOSE FOR WHICH IT WAS DELIVERED.

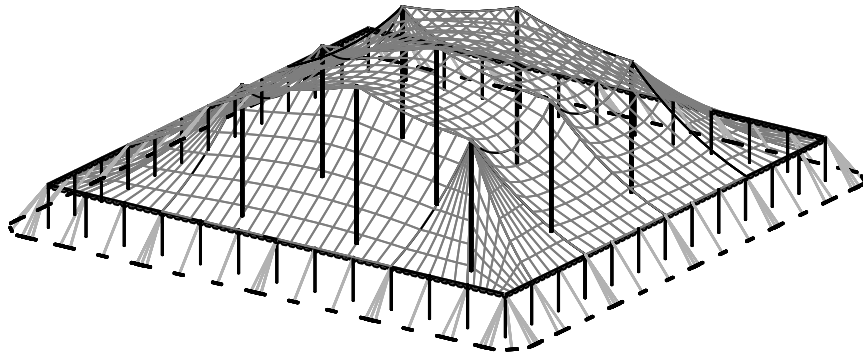
**AZTEC TENTS**  
DESIGN & PRODUCTION  
2665 COLUMBIA ST. TORRANCE, CA. 90503  
(800) 228-3687 - FAX (310) 381-0722

LEGEND SERIES FRAME  
LEGEND/STANDARD  
120'W X 100'L x 20' MIDDLE  
PART NUMBER: ZXXXXXXX

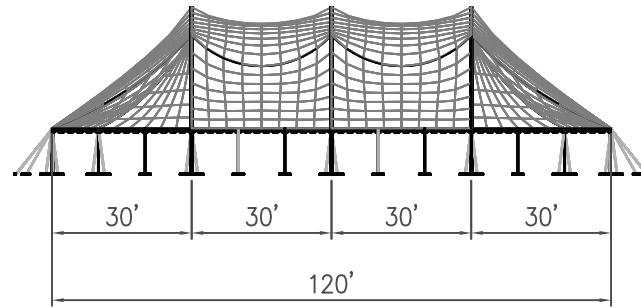
REVISION HISTORY			
REV.	DESCRIPTION	BY:	DATE:

**CONFIDENTIAL**

ENGINEER:	N/A	DATE:	5/31/2016
PAGE:	1 OF 1	DRAWN:	HUGO.R

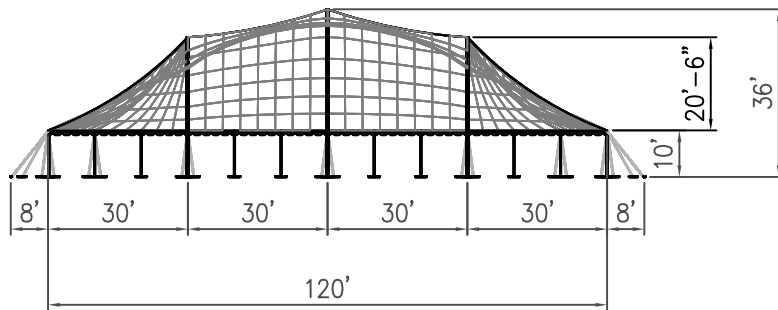


ISOMETRIC ELEVATION



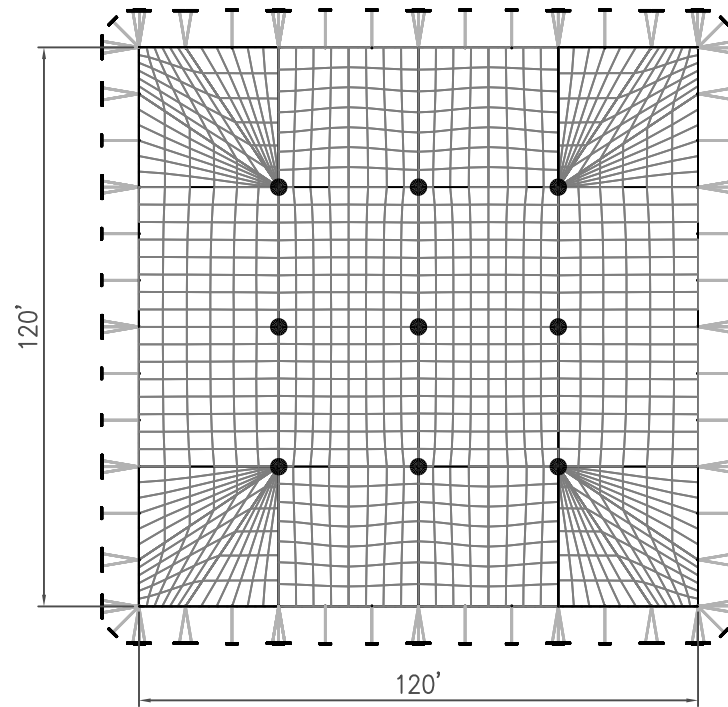
SIDE ELEVATION

LEGEND 60-80-100-120  
120' x 120'



FRONT ELEVATION

● = CENTER POLES NOT TO SCALE



PLAN ELEVATION

ALL DATA AND INFORMATION CONTAINED IN OR DISCLOSED BY THIS DOCUMENT IS CONFIDENTIAL AND PROPRIETARY INFORMATION OF AZTEC TENTS AND ALL RIGHTS THEREIN ARE EXPRESSLY RESERVED. BY ACCEPTING THIS MATERIAL THE RECIPIENT AGREES THAT THIS MATERIAL AND INFORMATION CONTAINED THEREIN IS HELD IN CONFIDENCE AND IN TRUST AND WILL NOT BE COPIED, REPRODUCED WHOLE OR IN PART, NOR ITS CONTENTS REVEALED IN ANY MANNER TO OTHERS, EXCEPT TO MEET THE SPECIFIC PURPOSE FOR WHICH IT WAS DELIVERED.

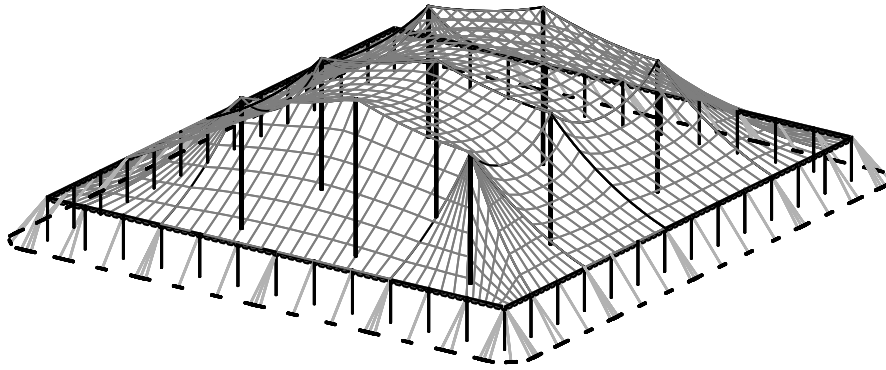
**AZTEC TENTS**  
DESIGN & PRODUCTION  
2665 COLUMBIA ST. TORRANCE, CA. 90503  
(800) 228-3687 - FAX (310) 381-0722

**LEGEND SERIES FRAME**  
LEGEND/STANDARD  
120'W X 120'L x 30' MIDDLE  
PART NUMBER: ZXXXXXXX

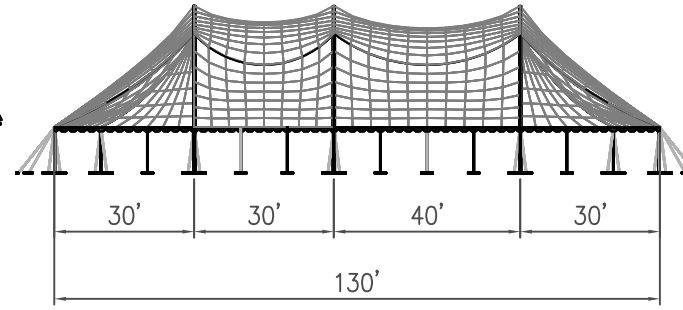
REVISION HISTORY			
REV.	DESCRIPTION	BY:	DATE:

**CONFIDENTIAL**

ENGINEER:	N/A	DATE:	5/31/2016
PAGE:	1 OF 1	DRAWN:	HUGO.R



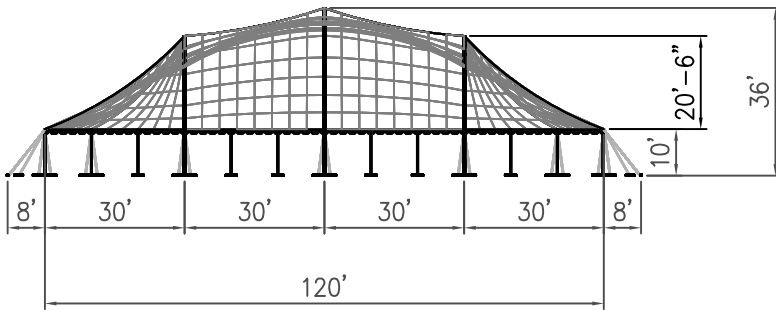
ISOMETRIC ELEVATION



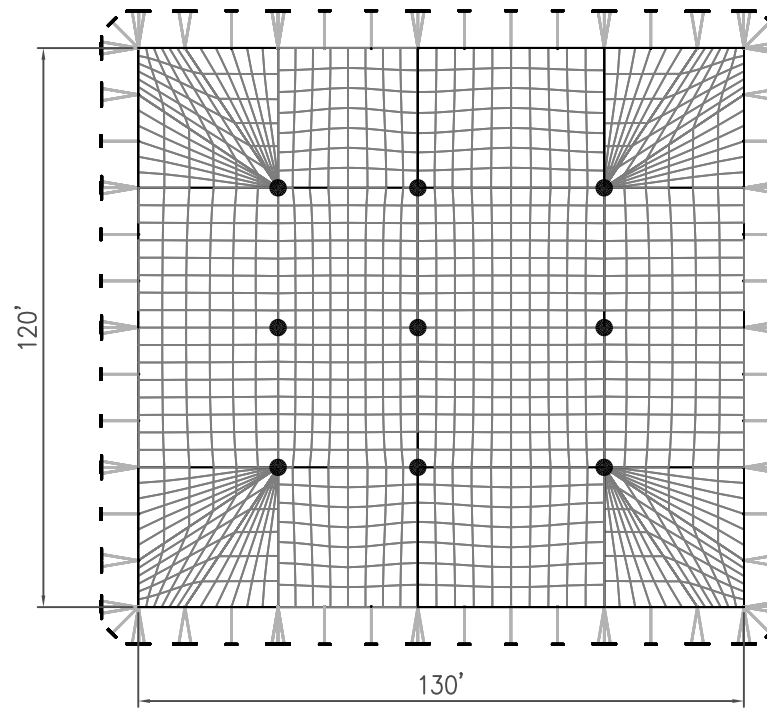
SIDE ELEVATION

LEGEND 60-80-100-120  
120' x 130'

● = CENTER POLES NOT TO SCALE



FRONT ELEVATION



PLAN ELEVATION

ALL DATA AND INFORMATION CONTAINED IN OR DISCLOSED BY THIS DOCUMENT IS CONFIDENTIAL AND PROPRIETARY INFORMATION OF AZTEC TENTS AND ALL RIGHTS THEREIN ARE EXPRESSLY RESERVED. BY ACCEPTING THIS MATERIAL THE RECIPIENT AGREES THAT THIS MATERIAL AND INFORMATION CONTAINED THEREIN IS HELD IN CONFIDENCE AND IN TRUST AND WILL NOT BE COPIED, REPRODUCED WHOLE OR IN PART, NOR ITS CONTENTS REVEALED IN ANY MANNER TO OTHERS, EXCEPT TO MEET THE SPECIFIC PURPOSE FOR WHICH IT WAS DELIVERED.

**AZTEC TENTS**  
DESIGN & PRODUCTION  
2665 COLUMBIA ST. TORRANCE, CA. 90503  
(800) 228-3687 - FAX (310) 381-0722

**LEGEND SERIES FRAME**  
LEGEND/STANDARD  
120'W X 130'L x 40' MIDDLE  
PART NUMBER: ZXXXXXXX

REVISION HISTORY			
REV.	DESCRIPTION	BY:	DATE:

**CONFIDENTIAL**

ENGINEER:	N/A	DATE:	5/31/2016
PAGE:	1 OF 1	DRAWN:	HUGO.R