

JUMBOTRAC® LITE

The "Slide-In" Engineered Frame Tent



WHY JUMBOTRAC LITE?

- No lace line, Keder design cuts labor by up to 30%
- Weighs less than competitive versions
- Saves time and money on each installation
- Significantly reduces wear and tear on tent fabric
- Install fabric on the ground or in the air

PRODUCT OVERVIEW

Based on the success of the Jumbotrac® frame system, Jumbotrac® Lite provides the key features at a fraction of the weight. The frame system features kedered tops and optional walls that slide through channels in the frame without the need for lace lines. This allows for dramatically improved installation times and significantly diminishes wear and tear on the fabric membrane.

Jumbotrac® Lite utilizes a reinforced, 2" West Coast frame platform envisioned by tent experts and desired

by event professionals for its clean, beautiful, and elegant appearance at an affordable price.

Simply convert your existing traditional 2" West Coast style frames to this new style by replacing rafters, intermediate and ridge fittings and base plates. Jumbotrac® Lite is the answer to reducing labor and saving money.

ENGINEERING

10'-20' wide engineered to ASCE 7-10 105mph
30' wide engineered up to ASCE 7-10 65mph
All factored (3 Second Gust) Exposure "C"

PRODUCT VIDEO



See our website or our Youtube Channel for a product video featuring the benefits of this tent system.

CALL US TODAY 800.228.3687 · AZTECTENTS.COM

AZTEC TENTS
DESIGN & PRODUCTION

THE AZTEC ADVANTAGE

THE MOST DESIRED KEDER LITE FRAME TENT SYSTEM IN THE INDUSTRY

SPECIFICATIONS

Widths:
10', 15', 20', and 30'

Lengths:
Expandable in 10', and 15'

Configurations:
Hip, Gable, and Hex End Designs.

Fabric:
17oz PVC Snyder Laminated blockout white standard membrane. Transparent clear and other colors are available

Framework:
6061-T6 Anodized Aluminum frame system with powder coated steel fittings

Flame Retardancy:
NFPA 701, CA State Fire Marshal Title 19

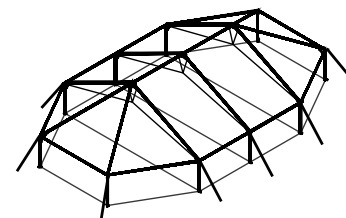
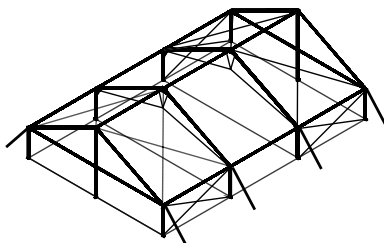
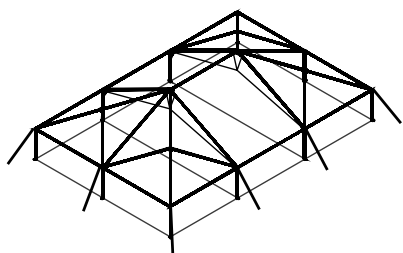
Engineering:
IBC 2013, ASCE 7-10 Exposure "C"

Common Accessories:
Sidewalls, doors, double valance, jacks, pull ropes, and repair kits



1. Jumbotrac® Lite rafter beam section 2. Sidewall rail sliders allow for the use of the same sliding keder sidewall used in the Jumbotrac® System 3. Slide-in tops means no more lacing 4. Walls slide like a shower curtain 5. Double valance option for easily connecting gutters and traditional sidewalls. 6. Wall tension system

CONFIGURATIONS



CALL US TODAY 800.228.3687 · AZTECTENTS.COM

AZTEC TENTS
DESIGN & PRODUCTION