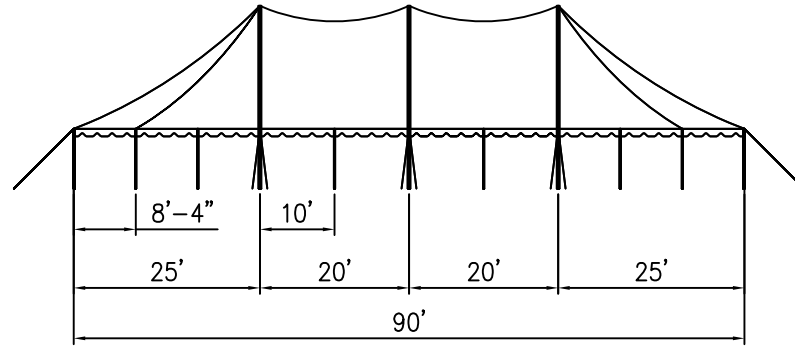


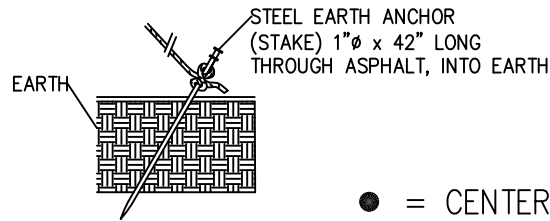
ISOMETRIC VIEW



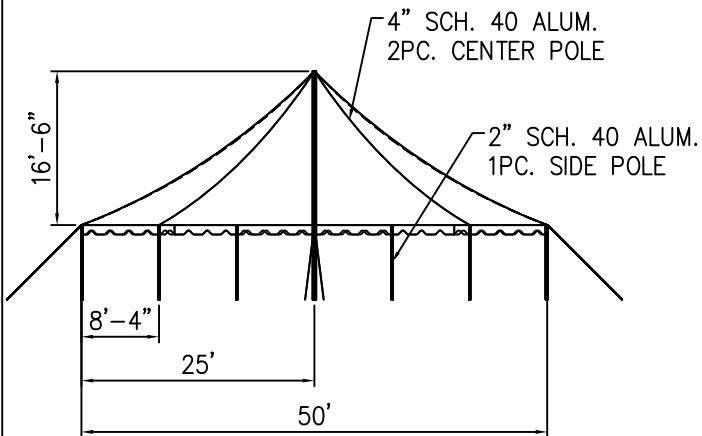
SIDE VIEW

SERIES 1000 TENT
50' x 90'

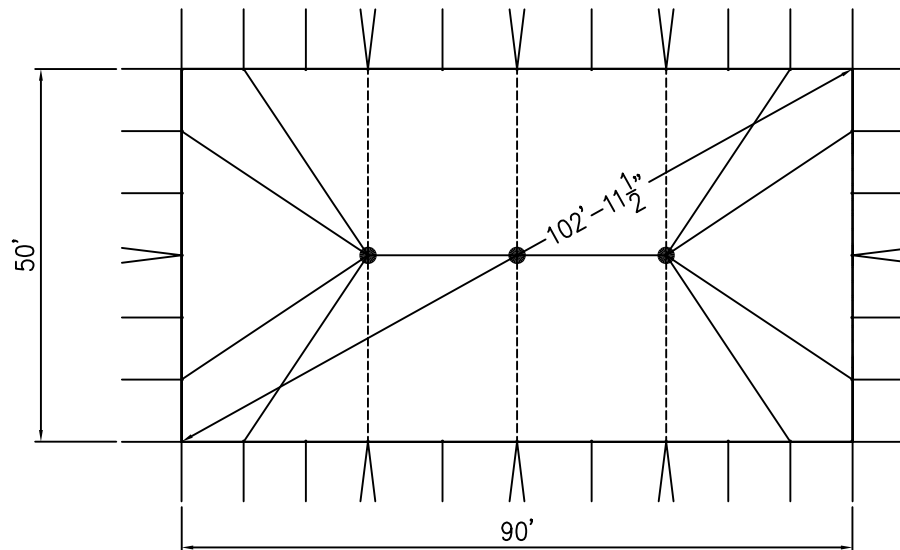
TYP. STAKE DETAIL



● = CENTER POLES NOT TO SCALE



FRONT VIEW



PLAN VIEW

ALL DATA AND INFORMATION CONTAINED IN OR DISCLOSED BY THIS DOCUMENT IS CONFIDENTIAL AND PROPRIETARY INFORMATION OF AZTEC TENTS AND ALL RIGHTS THEREIN ARE EXPRESSLY RESERVED. BY ACCEPTING THIS MATERIAL THE RECIPIENT AGREES THAT THIS MATERIAL AND INFORMATION CONTAINED THEREIN IS HELD IN CONFIDENCE AND IN TRUST AND WILL NOT BE COPIED, REPRODUCED WHOLE OR IN PART, NOR ITS CONTENTS REVEALED IN ANY MANNER TO OTHERS, EXCEPT TO MEET THE SPECIFIC PURPOSE FOR WHICH IT WAS DELIVERED.

AZTEC TENTS
DESIGN & PRODUCTION
2665 COLUMBIA ST. TORRANCE, CA. 90503
(800) 228-3687 - FAX (310) 381-0722

SERIES 1000 FRAME
SERIES 1000 SINGLE POLE/STANDARD
50'W X 90'L X 20' MIDDLE
PART NUMBER: ZXXXXXX

REVISION HISTORY			
REV.	DESCRIPTION	BY:	DATE:

CONFIDENTIAL

ENGINEER:	N/A	DATE:	4/11/2016
PAGE:	1 OF 1	DRAWN:	HUGO.R