

TECTRAC® LK

An American structure classic



WHY TECTRAC® LK?

- Simple to install
- Interchangeable parts between sizes
- Modern curved beam style
- Measured in feet and not meters

PRODUCT OVERVIEW

The Tectrac® LK Structure is a revolutionary clearspan design built for the tent rental industry. This user-friendly and easy-to-assemble structure is economical and provides an excellent return on investment. The Tectrac® structure system is an innovative clearspan that allows for installation in either a tilt-up or lift-up technique.

The Tectrac® fabric tops and walls slide into channels within the extruded aluminum beam resulting in superior performance and longevity. The smart beam

design accommodates interchangeability of the straight beam components to vary both the width and length of the structure.

Passionately created by the world's best tent craftsmen, Aztec's Tectrac® structure system will provide optimal temporary event space while ensuring that the elements stay outside. Commercial grade toughness means Aztec's Tectrac® structure systems will withstand the test of time.

ENGINEERING

System engineered to ASCE 7-05 90-MPH (3-Second Gust) Exposure "C".

ONLINE PRODUCT INFORMATION



See our website for additional images and information on the Tectrac® LK structure system.

CALL US TODAY 800.228.3687 · AZTECTENTS.COM

AZTEC TENTS
DESIGN & PRODUCTION

THE AZTEC ADVANTAGE

HANDCRAFTED STRUCTURES FOR EXCEPTIONAL PERFORMANCE

SPECIFICATIONS

Widths:
40', 50', 60' and 80'

Lengths:
Expandable 10', 15' and 20' mids

Fabric:
17oz PVC laminated blockout white standard membrane. Transparent clear and other colors are available. All material treated for mildew resistance and UV degradation

Hardware:
6061-T6 Anodized Aluminum frame system with zinc plated steel connectors

Flame Retardancy:
NFPA 701, CA State Fire Marshal Title 19, CAN ULC S109-03

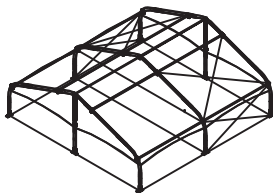
Engineering:
ASCE 7-05 90MPH Exposure "C"

Common Accessories:
Sidewalls, fabric liners, rain gutters, doors and repair kits

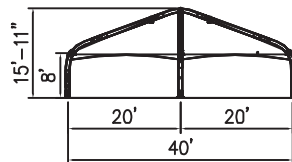


1. Expansive interiors 2. Use transparent/clear tops for amazing evening events 3. Durable beam profile 4. Curved beam components are easily racked to ease transport 5. Multitude of different wall configurations available 6. Add doors for a finished semi permanent structure look

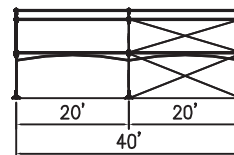
CONFIGURATIONS



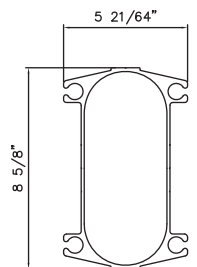
ISOMETRIC VIEW



END VIEW



SIDE VIEW



CALL US TODAY 800.228.3687 · AZTECTENTS.COM

AZTEC TENTS
DESIGN & PRODUCTION